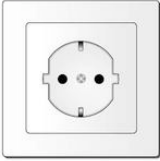





EDDIE ST. JAMES

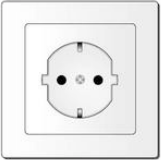
Eddie St.James (Band)-Bühnenanweisungen



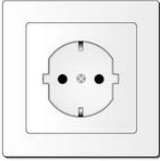

Bass:
1x D.I. Box
1x Gesangs Micro
+Stativ

Schlagzeug:
Podest mit rutschfest Teppich
1x Gesangs Micro
2x Overhead Micros + 2 Stative
1x Bass Micro + Stativ
4x Tom Micros
2x Floor-Tom Micros
1x Snare Drum Micro
1x Monitor Rechts
1x Monitor Links



Gitarre:
1x Verstärker Micro
+ Stativ
1x Gesangs Micro
+Stativ

Side-Fill (R)
Monitor



Eddie St.James (Gitarre/Gesang):
In Ohr Monitor
T-Bone IEM 100R /
Kanal 1 / FQ Bereich 863.100MHz

Git. Funkanlage:
Line 6 / Relay G30
Kanal: 1 / FQ Bereich 2,4 GHz



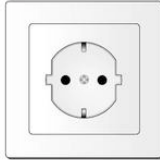
1x DI Box / ggf. Digitale Amp Anlage

Gitarre:
-Gesangs Micro
+ Stativ
2x Monitor (L/R)

Side-Fill (L)
Monitor



Keyboards:
2x D.I. Boxen
1x Gesangs Micro + Stativ
1x Monitor

Bass:
-Gesangs Micro
+ Stativ
1x Monitor



Monitor



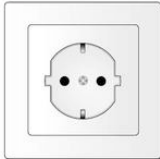


Gesangs-Micro
+Boom Stativ



Steckdose-min.6x

Gesangs-Micro
+Boom Stativ

Monitor-R Monitor-L Steckdose-min.6x