


TECHNICAL RIDER 2018

ROCK MUSIC

BERLIN / LOS ANGELES

live.create.destroy.

THE
dark



Brandon Ashley

LEAD VOCALS/GUITAR



Fender Stratocaster Vintage 1992

EMG Pickups

Marshall JCM 900 + MR1960 A 4x 12 Cabinet

Boss Delay Pedal

Cry Baby Wha Pedal

Blue Microphone Encore 100

Shure Beta 87A SLX2 Microphone

NOTES / GUITAR

Guitar tuning is A# - Please make sure to cut mid-low resonance frequency between 100/200 Hz.

FH Brandon's guitar volume pairs up with other guitarist (Kris Fiore).

NOTES / VOCALS

Please give body to low ends around 180 Hz and keep vocals bright on high ends. Add a little bit of saturation if possible.

Vocal FX requirements: Slap Delay, Bright Medium Vocal Plate, Compressor.

ADDITIONAL NOTES

Brandon is also a studio music producer / sound engineer. He is looking forward to work with your house sound guy in order to help during sound check. If you have any questions please do not hesitate to ask.

Kris Fiore

GUITAR / BACKING VOCALS



Gibson Firebird / Gibson Epiphone SG
Orange Dual Terror / Orange Cabinet 1x12
Boss Reverb Pedal
Boss Distortion Pedal
MXR Drive Pedal
Electro Harmonix Big Muff

NOTES / GUITAR

Guitar tuning is A# - Please make sure to cut mid-low resonance frequency between 100/200 Hz.

FH Kris' guitar volume pairs up with other guitarist (Brandon Ashley).

NOTES / VOCALS

Please provide for Microphone and Stand.

Adrian Gray

BASS / BACKING VOCALS



Fender Precision

Ampeg Portaflex PF 500 Top

Ampeg SVT 410 HE Cabinet

ProCo RAT Distortion

NOTES / BASS


Bass tuning is A# - Please make sure to cut mid-low and low resonance frequency between 70 and 120 Hz.

NOTES / VOCALS

Please provide for Microphone and Stand.

DAM FANTI

DRUMS




SEE DRUM RIDER NEXT PAGE

Dam's Drum Setup

LEFT HANDED DRUMMER

Sampling pad launches backing tracks for the entire band



DRUMHEADS: REMO
 Powerstroke 3 clear on Bass Drum
 Pinstripe Coated on all Toms
 Batter side
 Emperor X or Powerstroke P77 on Snare Batter

Other Requirements:

- 2 Back monitors
- In-ear monitor system
- Chair/Small table to put the laptop on - near the hi hat
- Small Mixer to control in - Ear /backing tracks volume

DRUMS: Ludwig- Pearl - DW (PRO DRUM SERIES!! NO ENTRY LEVEL)

1. 24" Bass Drum
2. Snare Drum 14"x6,5" Metal (Steel, Aluminum or Brass)
3. Tom (13"x9" or 14"x10") mounted on a snare stand
4. Floor tom (16"x16")
5. Floor tom (18"x16")
6. Electronic Drum (one piece) (Sampling Pad with midi connector) Roland/Yamaha
7. Drum Throne (Pearl - DW)

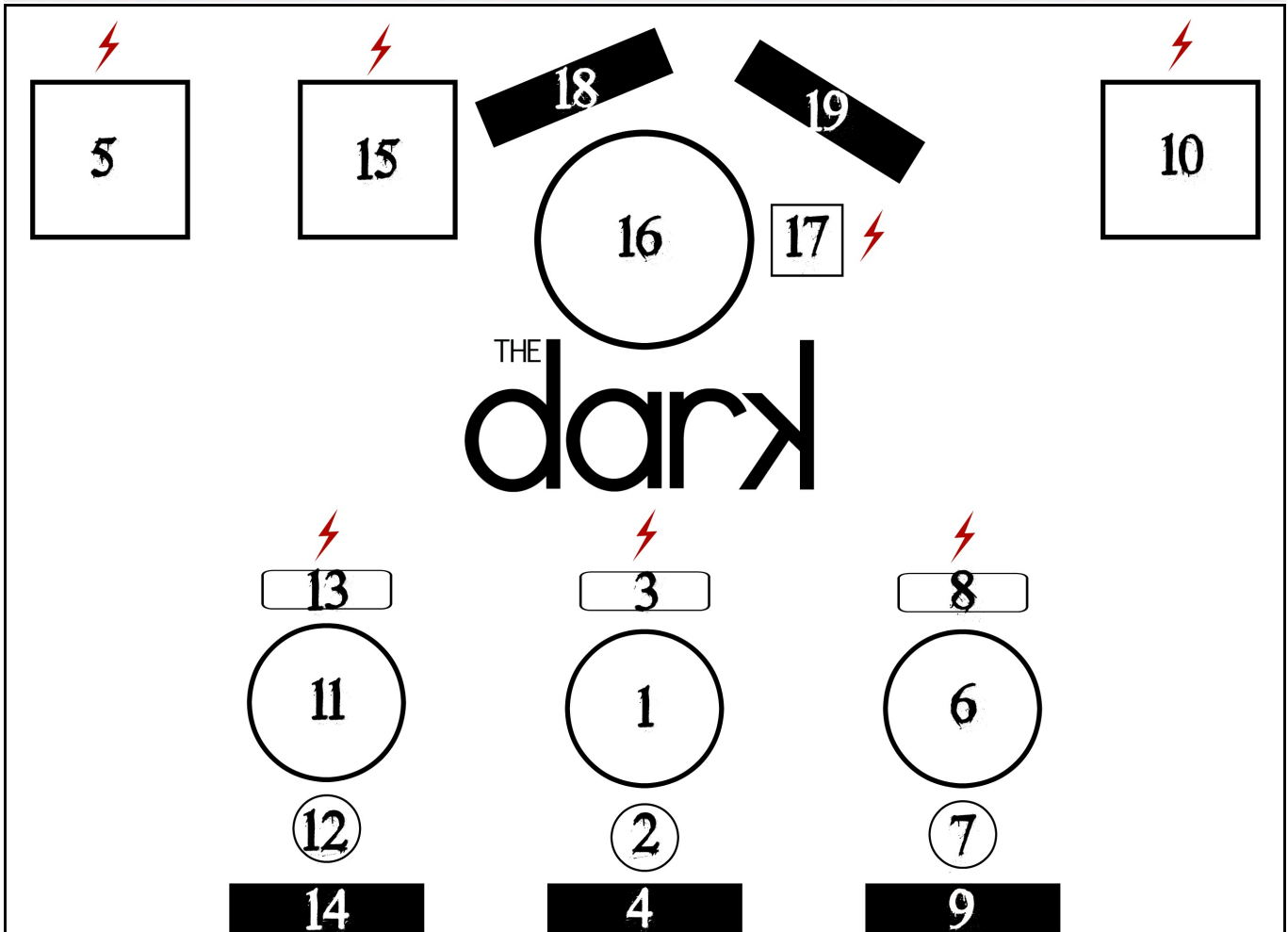
CYMBALS: Paiste (2002/BigBeat/GiantBeat) Zildjian (K Hybrid Custom/A Custom)

- A. Hi-hat (14" or 15")
- B. Crash (16" or 17" Crash)
- C. Crash (18" or 19" Crash)
- D. Ride (21" or 22" Crash / Light Ride)
- E. China (18" or 19" CHINA)

Pedal: SINGLE PEDAL:

DW5000 or Tama Iron Cobra (Double Chain Drive)

TM



STAGE PLAN

- 1) **Brandon Ashley (Lead Vocals, Guitar)**
- 2) **Lead Vocals Microphone + Stand**
- 3) **Guitar Pedalboard**
- 4) **Lead Vocals Stage Monitor**
- 5) **Brandon's Guitar Amp**
- 6) **Kris Fiore (Guitar, Backing Vocals)**
- 7) **Backing Vocals Microphone + Stand**
- 8) **Guitar Pedalboard**
- 9) **Guitarist Stage Monitor**
- 10) **Kris' Guitar Amp**
- 11) **Adrian Gray (Bass, Backing Vocals)**
- 12) **Backing Vocals Microphone + Stand**
- 13) **Bass Pedalboard**
- 14) **Backing Vocals Stage Monitor**
- 15) **Adrian's Bass Amp**
- 16) **Dam Fanti (Drums)**
- 17) **MacBook Pro with Logic Pro X to launch backing tracks**
- 18/19) **Drummer Stage Monitors**

MIX SCREENSHOTS REFERENCE

Lead Vocals EQ



Lead Vocals Compression



Lead Vocals Reverb

Vintage Plate

lexicon

CATEGORY: Vocal Plates PRESET: Vocal Plate (Light)

IN: 0, -3, -6, -12, -18, -24, SIG OUT: 0, -3, -6, -12, -18, -24, SIG

Display Off :: Click for realtime display Tooltips Off

VINTAGE PLATE

2 Pole Hi-pass

0.0 dB 180Hz OFF

LEVEL FREQ SHELF

Parameter	Value
Predelay	20.00 ms
Reverb Time	0.7164 sec
Rvb Out Freq	180Hz
Diffusion	0%
RT HiCut	5500Hz
BassRT	1.00x
Tail Width	Stereo
Early Level	0.0 dB
Mix	100%

Guitar Distorted EQ

40 100 200 400 600 1000 2000 4000 6000 10000

20, 40, 60, 80, 100 (Gain)

10, 0, -10, -20 (Frequency)

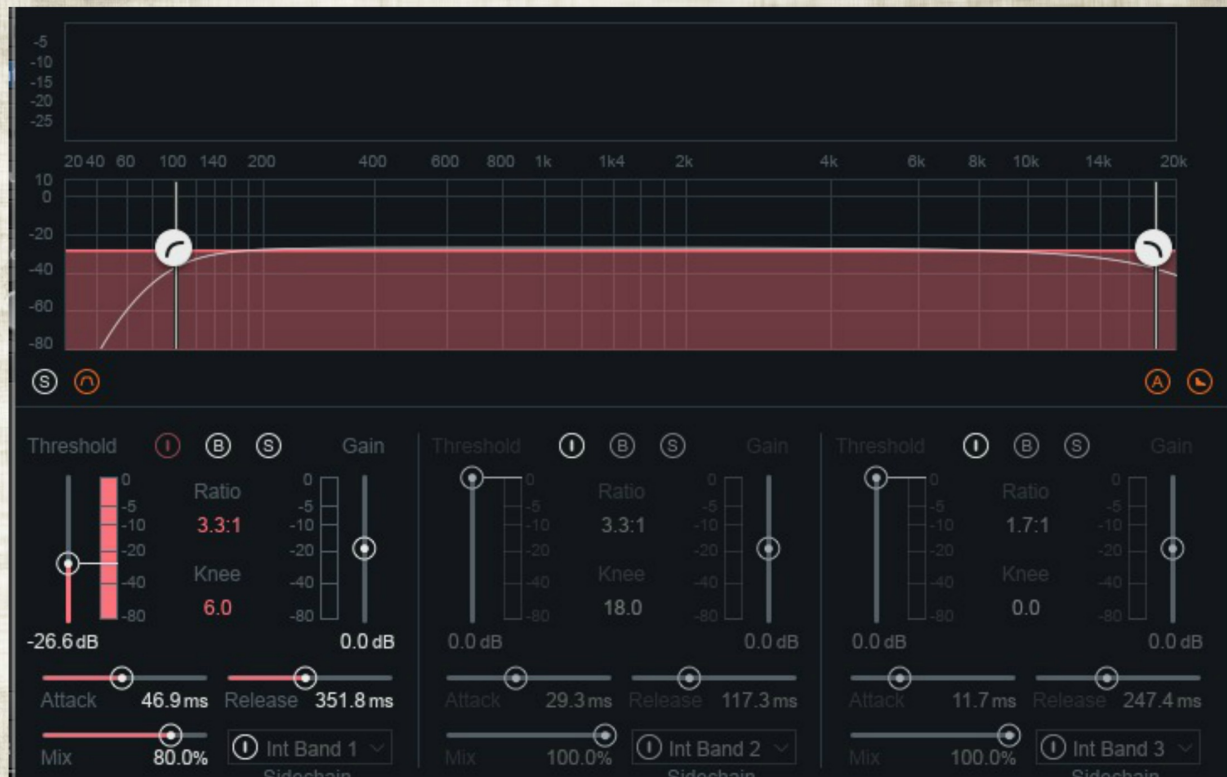
1 2 3 4 5 6 7 8

EQ controls: Gain knob, 8 frequency sliders (1-8), and a bypass button.

Guitar Clean EQ



Guitar Distorted Compression



Bass EQ



Bass BUS Final EQ



Tonal Balance



BAND REQUIREMENTS

TECHNICAL

Backing Tracks: Volume needs to pair up with all other instruments and vocals on stage. The tracks include synths, mechanical drums, vocal harmonies, FX sounds. Backing tracks come straight from the album's mastering session and they are already EQ - **NO Limiter**.

Backing Vocals: Guitarist and Bassist microphone's volume needs to be **WAY IN THE BACK** compared to Lead Vocals

HOSPITALITY

At arrival:

- Mixed Sandwiches
- Salt & Vinegar Chips
- Still water, 1 case of premium local beer
- Tea, **Black Coffee**

Dinner:

- 1 Main Course (Pasta or Rice, Chicken or Beef w/ side vegetables)
- Still Water

Dressing Room:

- 1 case of premium local beer
- 1 **Bottle** of Prosecco or sparkling wine
- **Pepperoni Pizza** or Mixed Sandwiches
- 1 **Bottle** of Jack Daniels
- 1 case Still Water

CONTACTS

BAND REFERENCE

Brandon Ashley: e-Mail: info@thedarkofficial.com Phone: +49 (0) 162 1095395

**WE LOOK FORWARD
TO ROCK WITH YOU! :)**

