


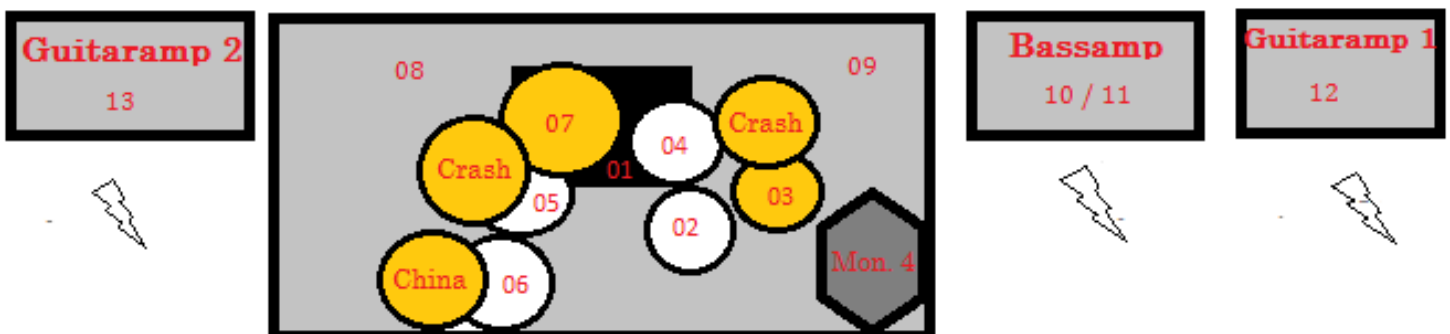
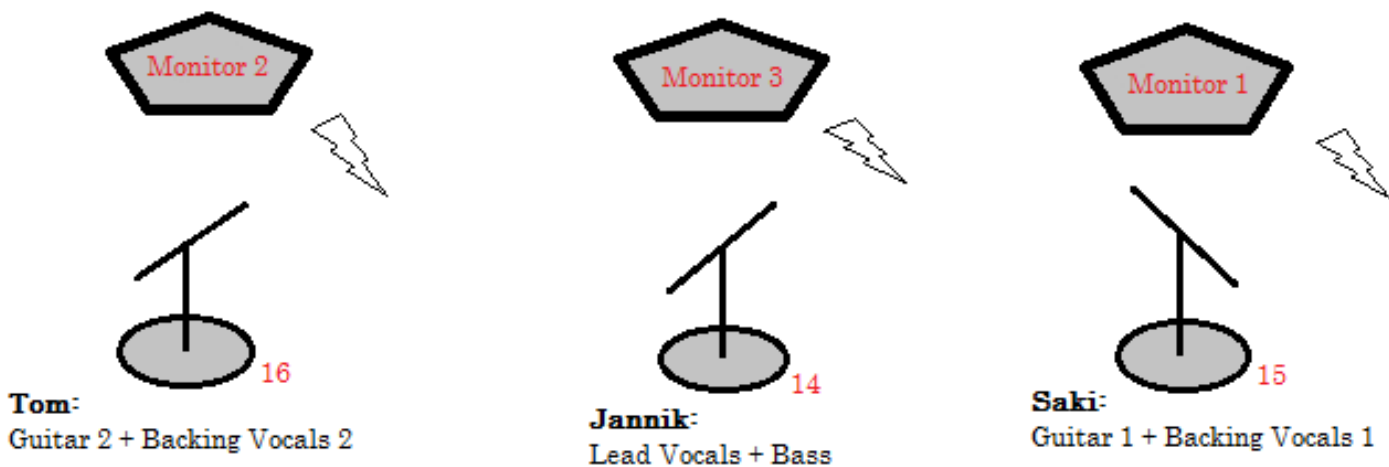
THROWBACK TECHNICAL RIDER

LINEUP:

- SAKI:** GUITAR 1 / BACKING VOCALS 1 [\[Monitorweg 1\]](#)
Backline: Hughes& Kettner Switchblade 100 Combo + Marshall VS212
- TOM:** GUITAR 2 / BACKING VOCALS 2 [\[Monitorweg 2\]](#)
Backline: Jet City JCA50H + Marshall MG412
- JANNIK:** LEAD VOCALS / BASS [\[Monitorweg 3\]](#)
Backline: Shure SM58 | Ashdown MAG300 + Orange SP212
- FLO:** DRUMS [\[Monitorweg 4\]](#)
Backline: Mapex M-Birch Series, 22" Bassdrum, 14" Snare, 12" Tom Tom, 13" Tom Tom (Funktion als Floortom) , 16" Floortom, 14" Hi-Hat, 22" Ride, 20" Crash, 16" Crash, 18" China , 2x 12" Effektbecken

STAGEPLAN

 = 3 x 230V



PULTBELEGUNG

CH.	INSTRUMENT	MIC	MON. 1	MON. 2	MON. 3	MON. 4
1	Base Drum	Beta 91 / D112	XX	XX	XX	XX
2	Snare Drum	SM 57 / MD 421	XX	XX	XX	XX
	Snare Bottom	SM 57 / MD 421				
3	Hi- Hat	C391 etc				
4	Hänge- Tom 1	SM 57 / MD 421				
5	Hänge- Tom 2	SM 57 / MD 421				
6	Stand- Tom	SM 57 / MD 421				
7	Ride	C391 etc.				
8	Overhead L	C391 etc.				
9	Overhead R	C391 etc.				
10	Bass	DI	X	X	XX	XX
11	Bass	SM 57 / MD 421	X	X	XX	XX
12	Guitar 1	SM 57	XXX	X	X	XX
13	Guitar 2	SM 57	XX	XXX	X	X
14	Lead Vocals	SM 58*	XX	XXX	XXX	XXX
15	Backing Vocals 1	SM 58	XXX	X	X	X
16	Backing Vocals 2	SM 58	X	XXX	X	X
17			Monitor:			
18	Acoustic 1	DI	X = Laut			
19	Acoustic 2	DI	XX = Lauter			
20	CD Stereo		XXX = BÄÄÄM!			
			* = wird mitgebracht			

MISCHPULT & MONITORSYSTEM

FOH: Pult (Midas, Crest, A+K, Soundcraft, Yamaha)
 min. 16 Mono- Kanäle mit Inserts, Low Cut und 4- Band EQ's
 2x 31- Band EQ'S fürs FOH (BSS, Klark, Yamaha)

MONITOR: 4- Wege Monitorsystem
 4 x 31- Band EQ für Monitor (BSS, Klark, Yamaha)
 4 identische Wedges, mindestens 12/2 Systeme
 1 kräftiges Drumfill mindestens 12/2 + Subwoofer

Bandkontakt: Jannik Balint 0171/ 92 90 463
 jannik.balint@googlemail.com